

**Right-Angle Board Mount Connectors
Front Metal Shell**

617 SERIES

SPECIFICATIONS:

MATERIALS AND PLATINGS


Shells	Steel, tin plated
Contacts	Precision formed copper alloy
Contact Plating	Gold over nickel
Contact Forces	Engagement: 12 oz. max. (340.2 g) Separation: .75 oz. min. (21.26 g)

ELECTRICAL DATA

Current Rating	5 amps
Dielectric Withstanding Voltage	1000 VAC/60 sec.
Dielectric	Glass filled thermoplastic, black, UL 94 VO
Contact Resistance	15 milliohms max.

CLIMATIC DATA

Temperature Range	-67°F (-55°C) to 221°F (105°C)
-------------------	--------------------------------

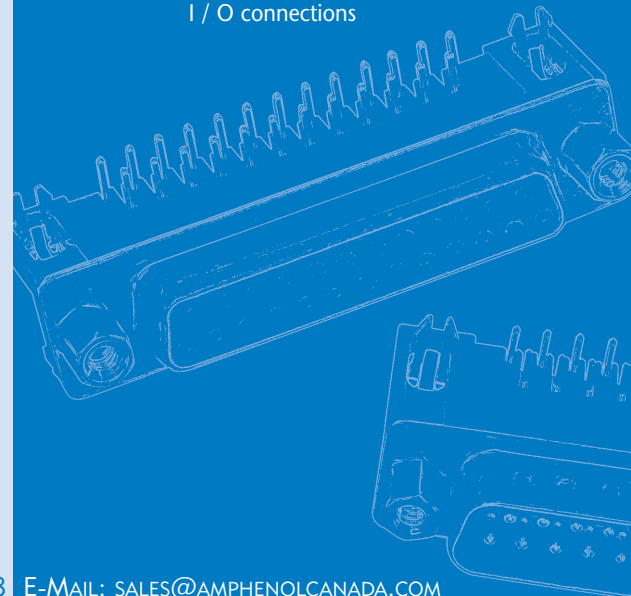


Amphenol's 617 series of right angle commercial connectors provide high performance at competitive prices.

The front metal shell helps to provide reduced EMI/ RFI emissions, and the contacts are selectively plated to provide additional high performance. The 617 series are available in a variety of board mounting and grounding options including arrowhead boardlocks and #4-40 threaded inserts.

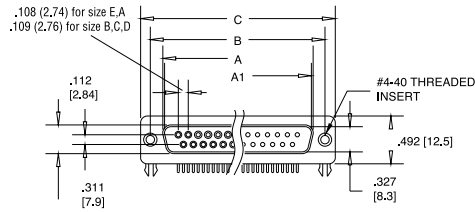
Front mounting holes are also available threaded, un-threaded and with installed female hex screwlocks.

- Industrial
- Telecom
- Any industry standard I / O connections

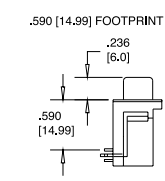
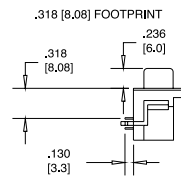
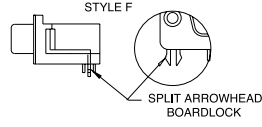
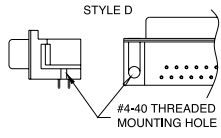
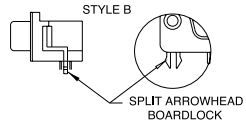
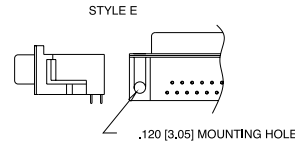
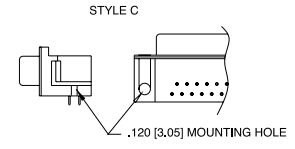
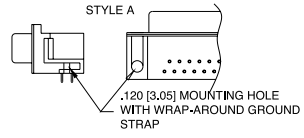
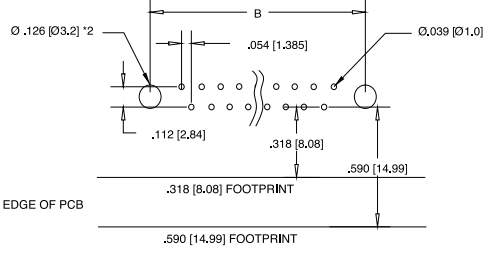
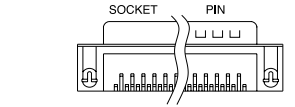


INCHES (MM)

DIMENSIONS



CONTACTS	A SOCKET	A1 PIN	B	C
9	.642 [16,30]	.666 [16,92]	.984 [25,0]	1.213 [30,8]
15	.969 [24,6]	.994 [25,25]	1.311 [33,3]	1.543 [39,2]
25	1.508 [38,3]	1.534 [38,96]	1.854 [47,1]	2.091 [53,1]
37	2.157 [54,8]	2.182 [55,42]	2.50 [63,5]	2.732 [69,4]



ORDERING INFORMATION

617 - X - 0XX - X - XX - X - XX - X

Series

Number of Contacts
09, 15, 25, 37

Variation Code
E for U & Y Footprint

Contact Housing Characteristics
20 Tin plated receptacle
21 Tin plated plug with grounding indents

Code Panel Mounting Options
0 .120 (3.05) clear hole
1 #4-40 threaded hole
2 #4-40 threaded hole with female screwlock
4 Fixed female round screwlock

.318 (8,08) Footprint	.590 (14,99) Footprint	Description of PC Board Mounting Characteristics	Style
A		.120 (3.05) diameter mtg hole with wrap-around ground strap	A
C		split arrowhead boardlock	B
D	U	.120 (3.05) diameter mtg hole	C&E
J		#4-40 threaded mtg hole	D
	Y	split arrowhead boardlock	F

Code Contact Type
P Pin (male)
S Socket (female)

Code Contact Plating
BF Engagement area 3µ" (.076µm) gold flash, terminal end area 100µ"/200µ" (2.54µm/5.08µm) tin/lead underplate of 50µ" (1.27µm) nickel
CF Engagement area 15µ" (.381µm) gold flash, terminal end area 100µ"/200µ" (2.54µm/5.08µm) tin/lead underplate of 50µ" (1.27µm) nickel
AJ Engagement area 30µ" (.76µm) gold, terminal end area 100µ"/200µ" (2.54µm/5.08µm) tin/lead underplate of 50µ" (1.27µm) nickel

For filtered version, see page 56.